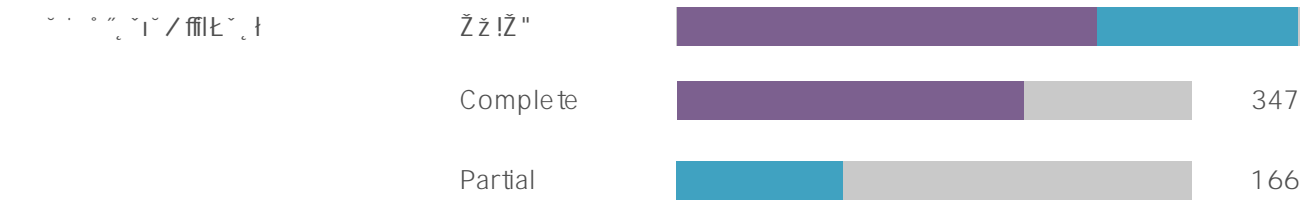


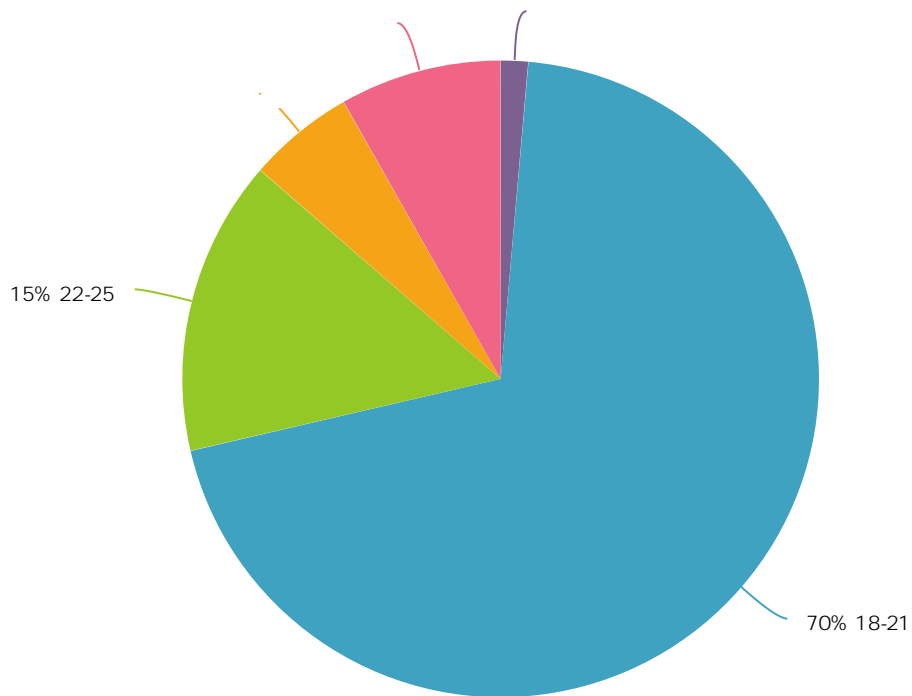
Report for 2019 Campus Climate Survey

Response Counts



~ ~ L '\$!@&'

1. Please indicate your age





* + , * (-



#

*



% #

%

.

(

*

*



#

"

/

,0



#

-

p

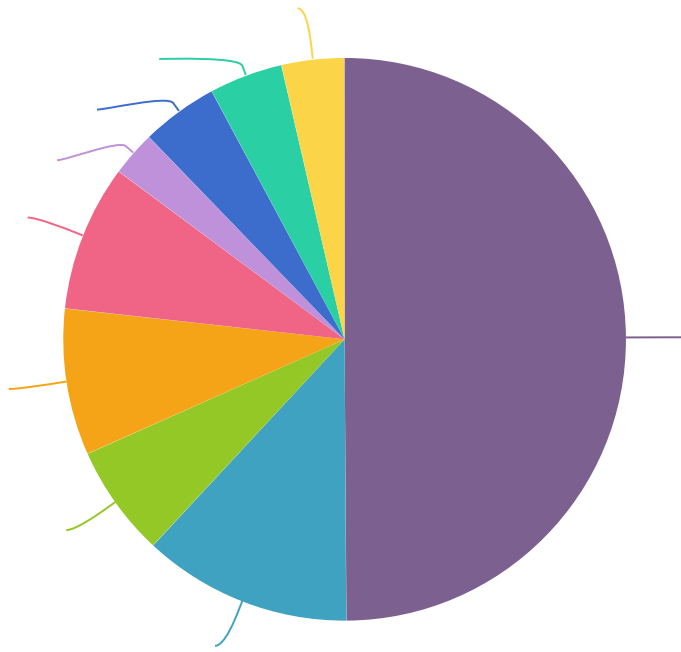
,

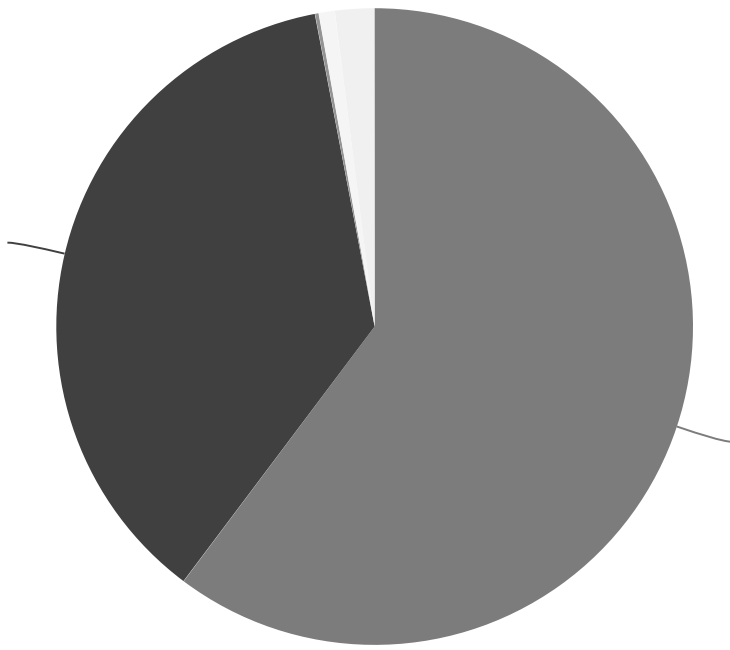
*

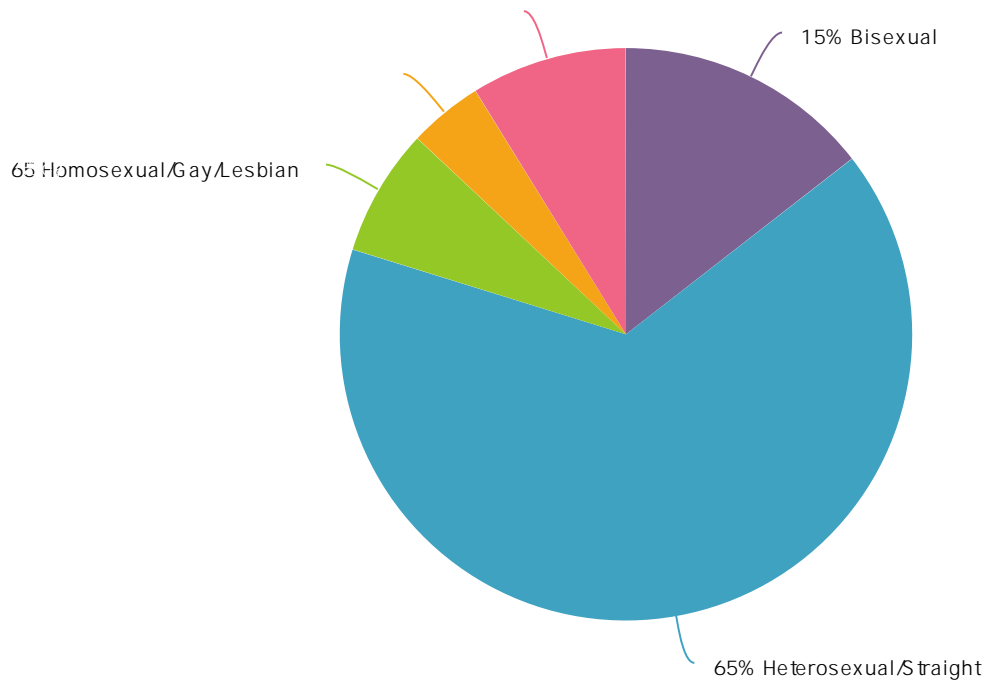


(Location)	Percentage	Count
Hyde Park, NY	86.2%	430
St. Helena, CA (Greystone)	9.2%	46
San Antonio, TX	4.6%	23

4. Do you currently live on campus?








fi	0, \$	1 ~	fi, \$ ~ / \$, \$
Are you an international student?			
Count	56	439	495
Row %	11.3%	88.7%	
Have you served in a branch of the armed services?			
Count	23	468	491
Row %	4.7%	95.3%	
Did at least one of your parents attend college or university?			
Count	383	112	495
Row %	77.4%	22.6%	
Totals			
Total Responses			495

11. While at the CIA, how often have you used the following?

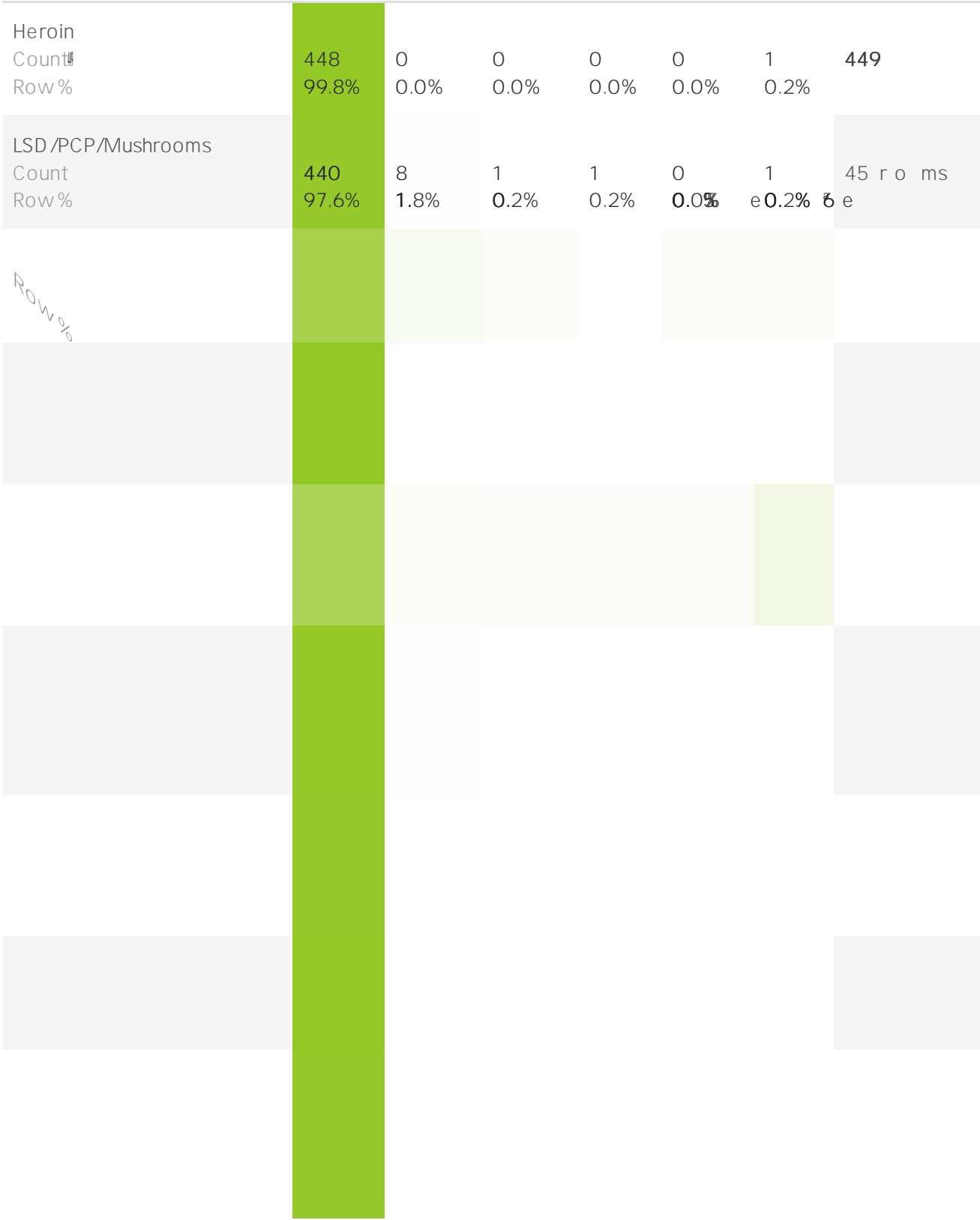
fi	1, 2, +	3, 4, +	4, 5, +	5, 6, +	6, 7, +	7, 8, +	9, 10, +	fi, \$ ~ / \$, \$
Totals								
Total Responses								0



Heroin							
Count	448	0	0	0	0	1	449
Row %	99.8%	0.0%	0.0%	0.0%	0.0%	0.2%	

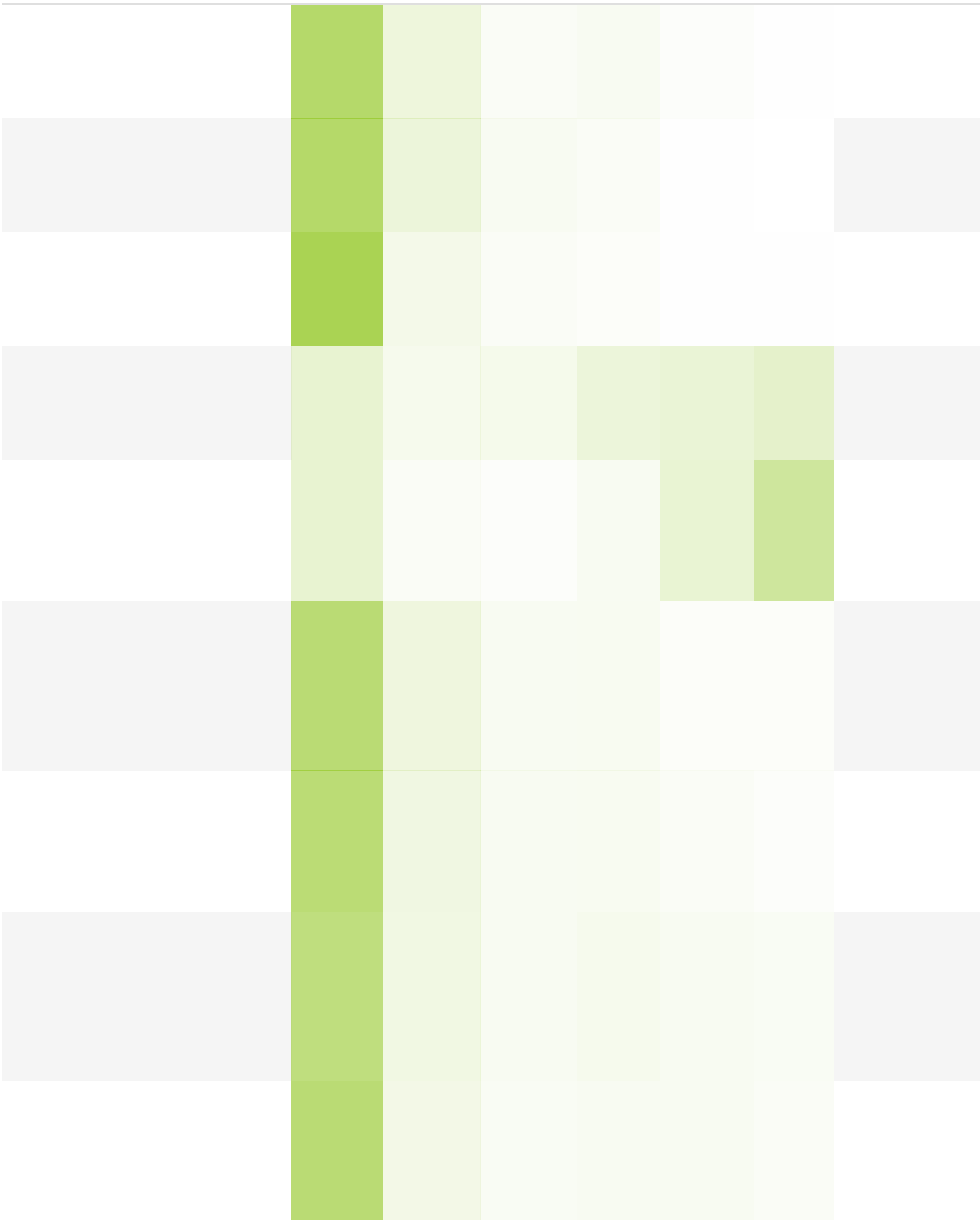
LSD/PCP/Mushrooms							
Count	440	8	1	1	0	1	45 rows
Row %	97.6%	1.8%	0.2%	0.2%	0.0%	0.2%	6e


Row %



fi

1.2. + 3/5 3/5 #61. 3/5 3/5 8%
+ + + +
6.7 6.7











()	fi	* + /	fl. \$ ~ / \$
I do not smoke		84.6%	379
One (1) pack or less		10.5%	47
Two to three packs		3.1%	14
Four to six packs		1.1%	5
Seven (7) packs or more		0.7%	3
fi	fi		# ~ ~ \$fi - /

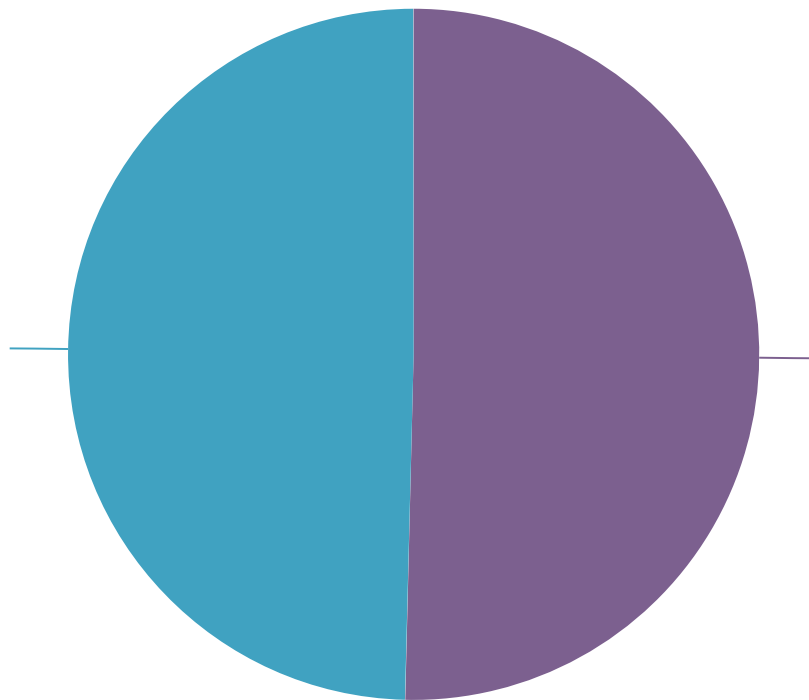
16. To what extent do you believe tobacco use at the CIA is a cause for concern and should be addressed?





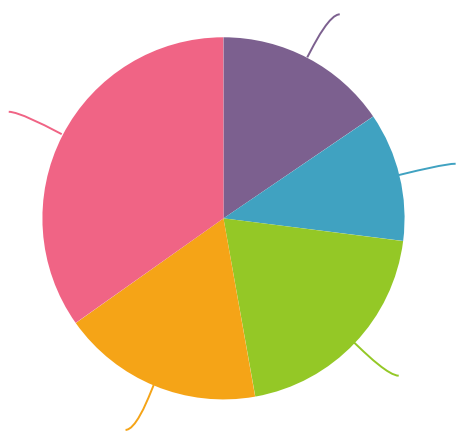
(%)	fi	* + / ~	fl. \$ ~ / \$
Health (personal health, first hand smoking, second hand smoking)		90.4%	273
Environmental (litter, fire, increased waste)		71.5%	216
Impact on taste		49.3%	149
Hygiene (Odor)		71.9%	217
Other (please specify)		2.6%	8

18. Across the nation, a majority of college students do not smoke cigarettes. Knowing this, would you support an initiative to make the CIA a tobacco-free campus?



19. Please tell us why you answered "yes"

healthcampu
smoking
smoke



1 ~ flt~lfl~ fl i\$° 14

24. In a typical week, what is the average number of drinks you consume? (Note: one drink is a 12-ounce beer, a glass of wine, a shot of liquor, or one small mixed drink)

1 ~ flt~lfl~ fl i\$° 14

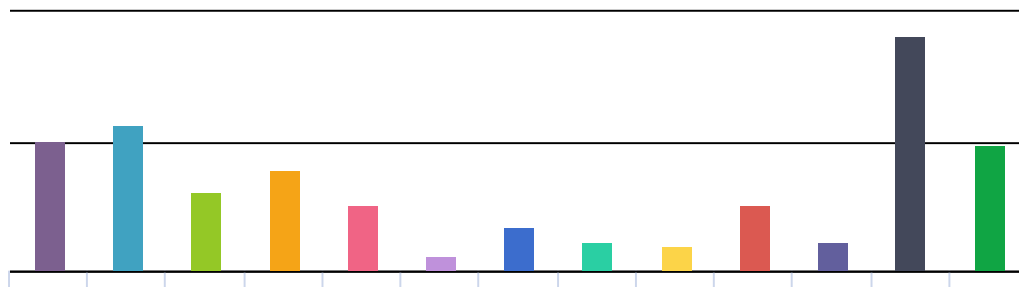


27. When they choose to drink, what is the average number of drinks you believe the typical CIA student consumes in one sitting? (Note: one drink is a 12-ounce beer, a glass of wine, a shot of liquor, or one small mixed drink)

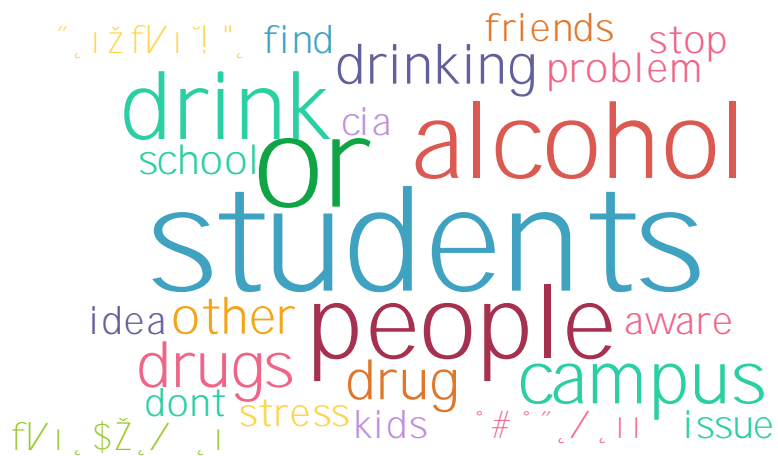


(£) .	fi	* , +, / ~	fi, \$ ~ / \$, \$
Zero		10.9%	48
1-2		20.0%	88
3-5		48.4%	213
6-10		16.4%	72
11-15		2.3%	10
16-20		0.5%	2
21 or more		1.6%	7
fi	fi		# ~ £ ~ \$fi - :

28. As a result of your alcohol consumption or drug use, please indicate if you have ever experienced any of the following consequences while at the CIA . (check all that apply)





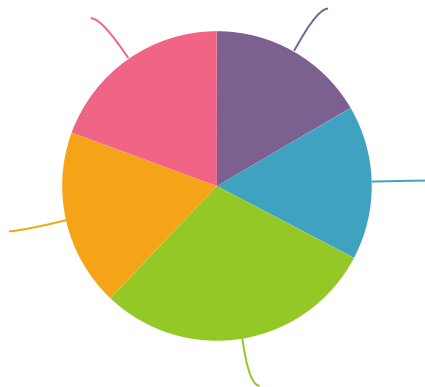







30. Do you now, or did you in your growing up years, have a parent or primary caregiver that abused alcohol and/or other drugs?

1 ~ fiE~Efi~ fiI\$~ E4

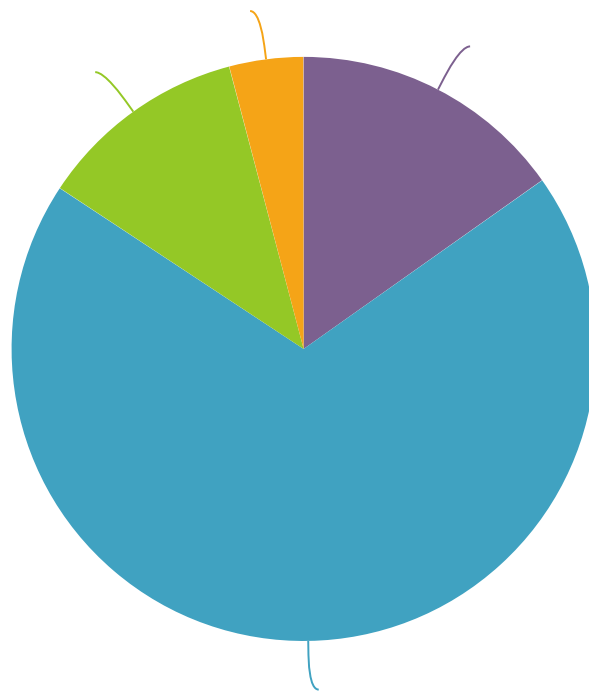
31. In the past three months, indicate whether another person at CIA drinking or using drugs has affected you in the following ways: (check all that apply)

32. To what extent do you believe the use of alcohol and/or drugs among professionals in the culinary industry is a cause for concern and should be addressed?



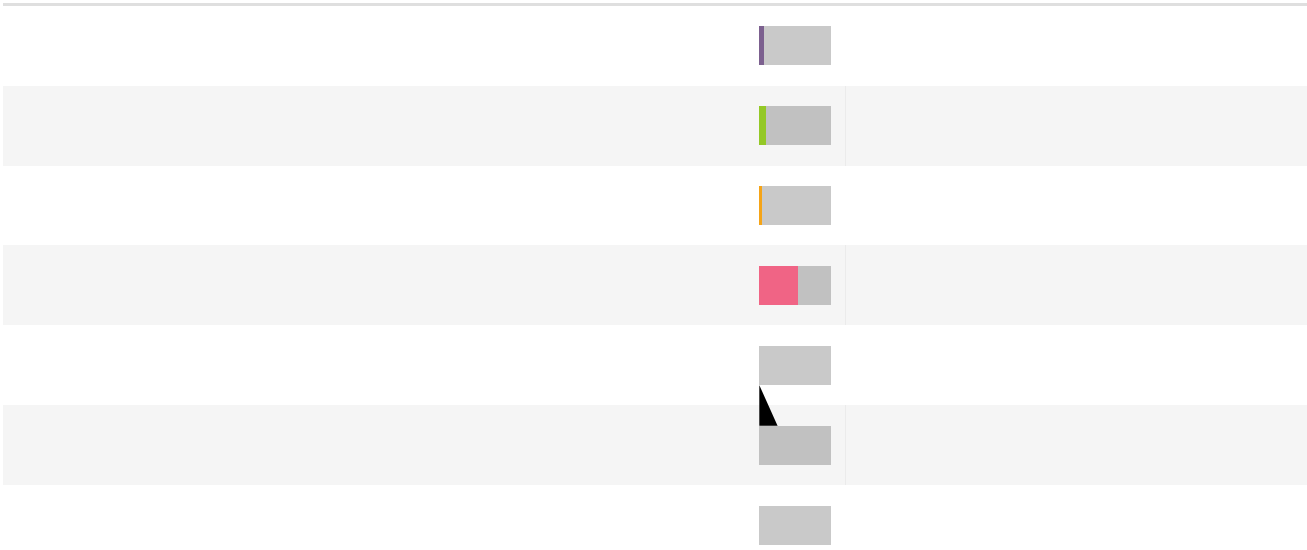
()	fi	* , +, / ~	fi, \$ ~ / \$, \$
Extremely high cause for concern		16.6%	70
Very high cause for concern		16.1%	68
Somewhat a cause for concern		29.4%	124
A slight cause for concern		18.5%	78
Not a cause for concern		19.4%	82

33. While at the CIA, have you experienced unwanted verbal or visual contact of a sexual nature (i.e. sexist language, photographs, gestures)?



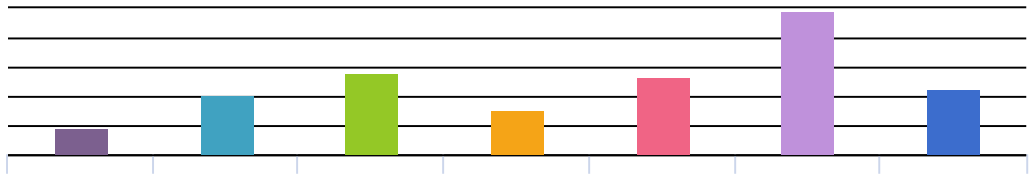


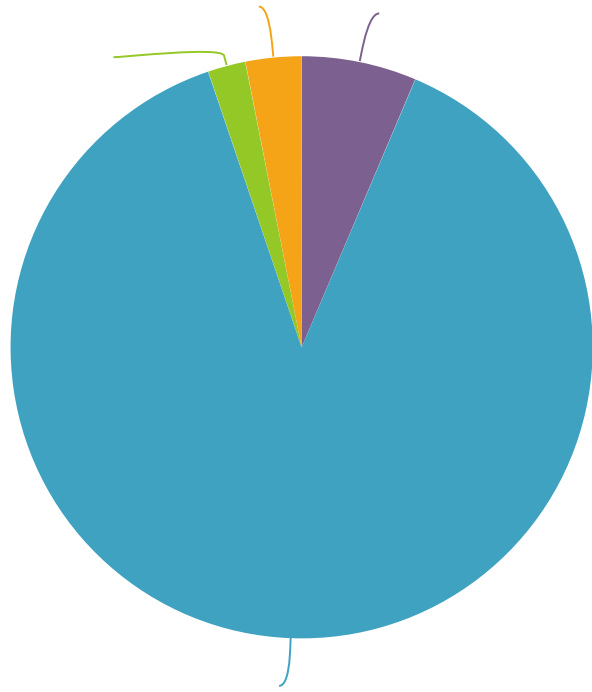
()	fi	* + /	fl \$ ~ / \$ \$
Yes		15.2%	59
No		69.0%	267
Unsure		11.6%	45
Prefer not to answer		4.1%	16
fi	fi		# ~ \$fi / z

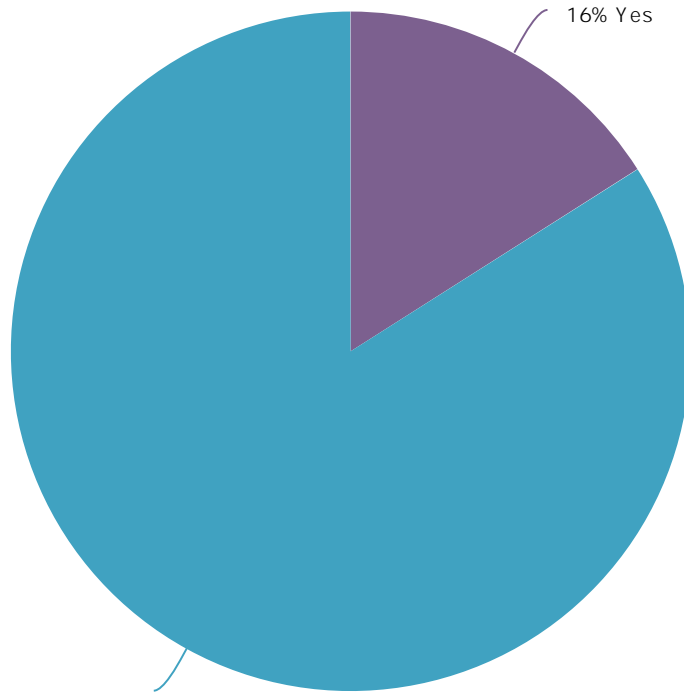
34.

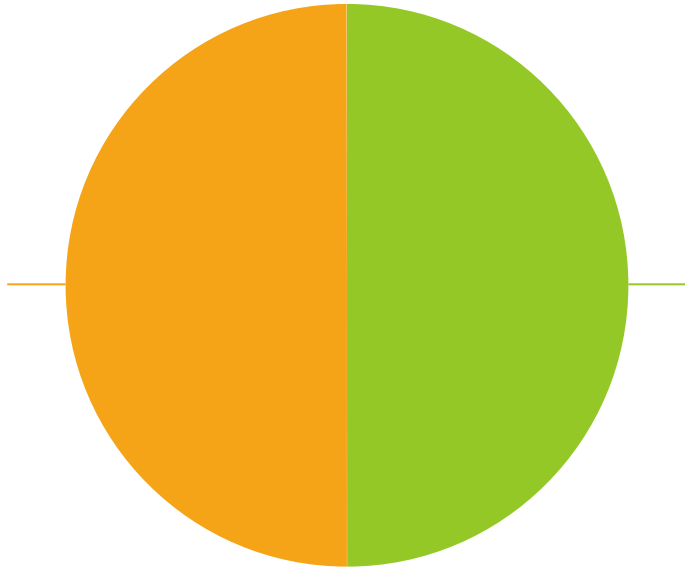




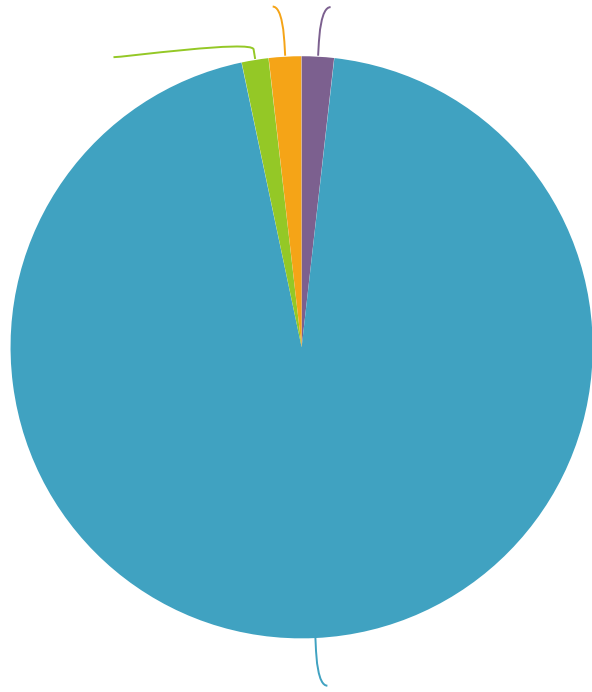





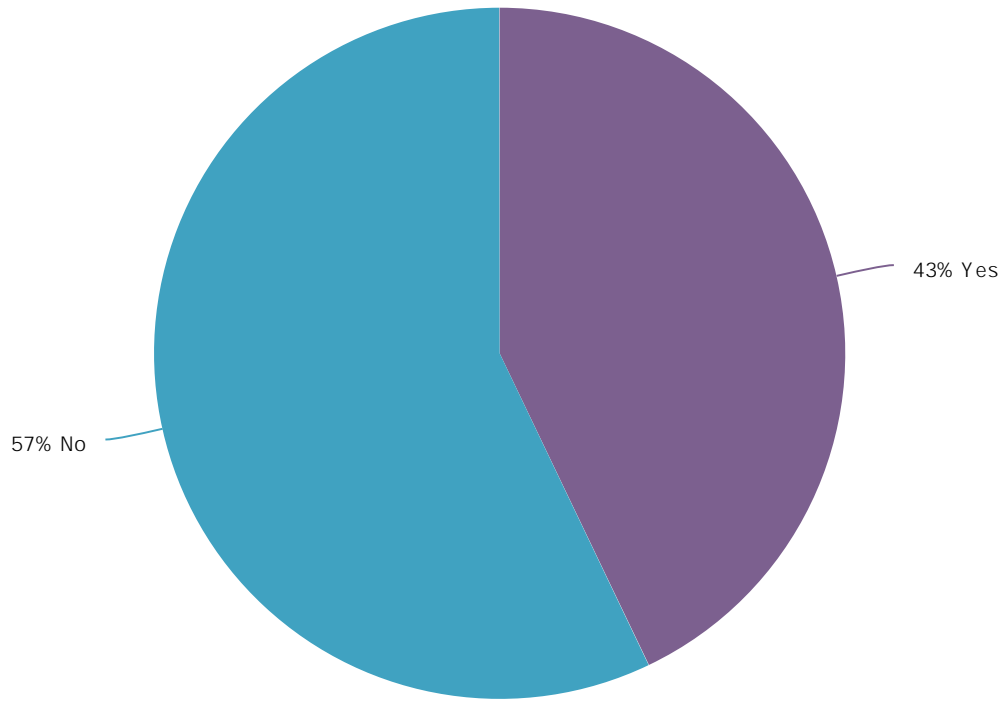








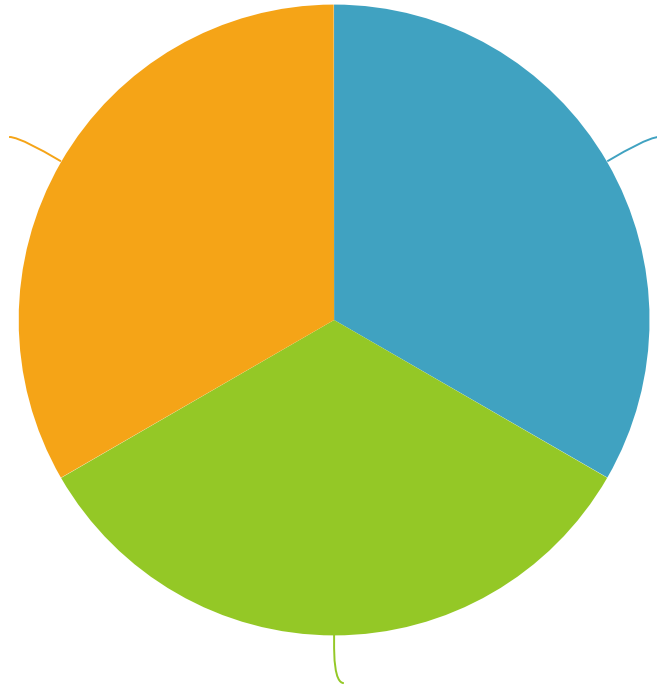


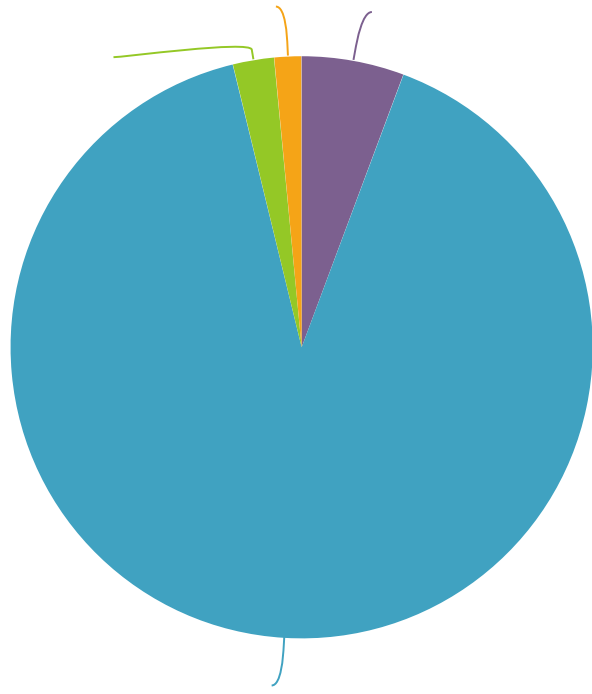


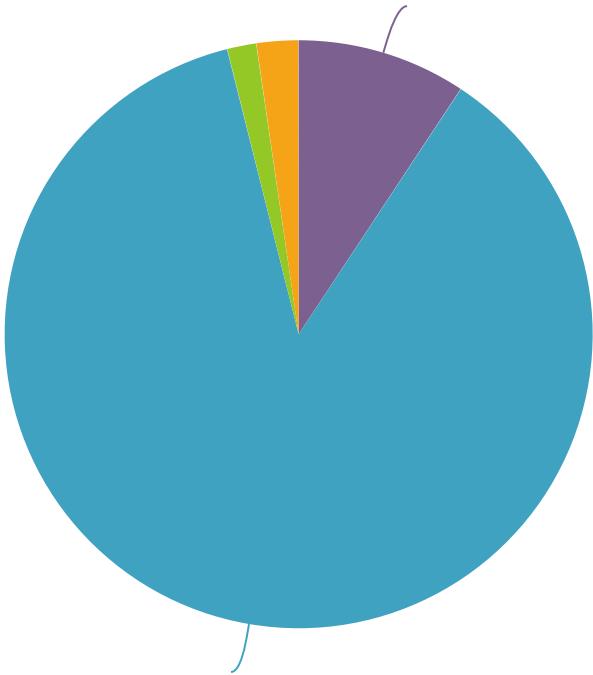


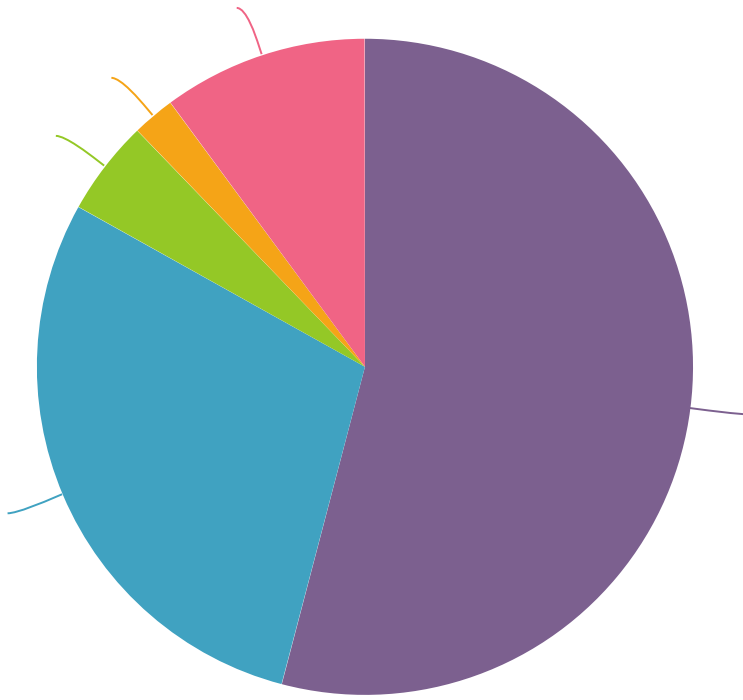
()	fi	* + / ~	fi \$ ~ / \$ \$
Yes		42.9%	3
No		57.1%	4
fi	fi		# ~ £ \$fi

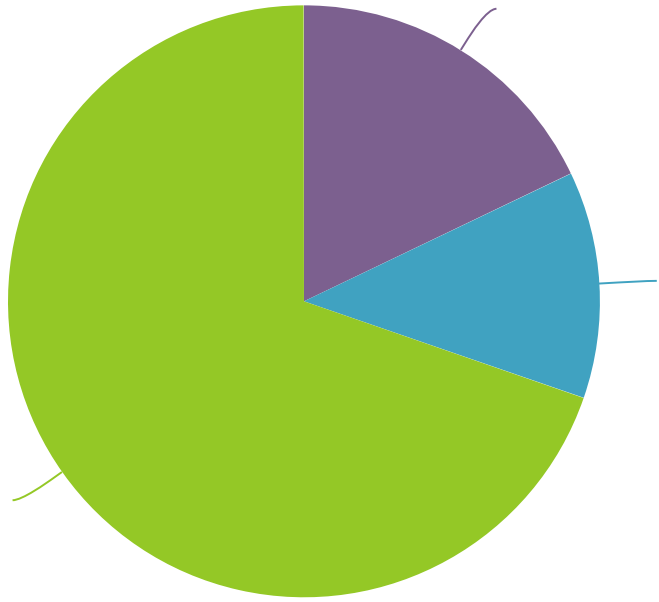
46. Please rank your experience with filing a formal report to the CIA.

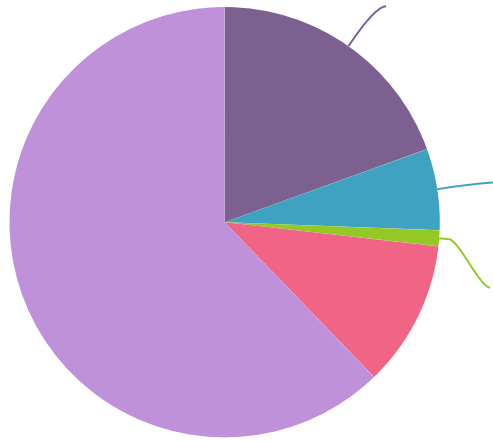


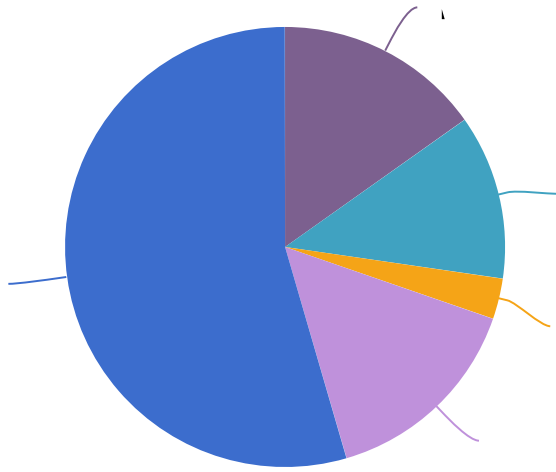






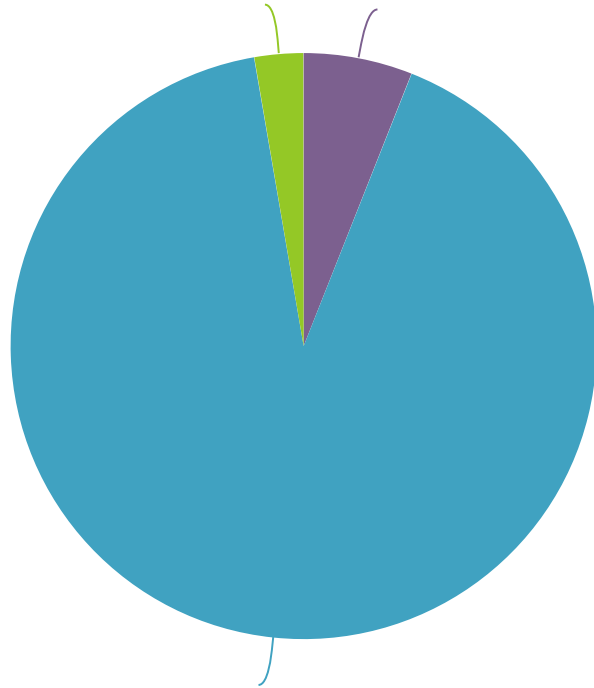




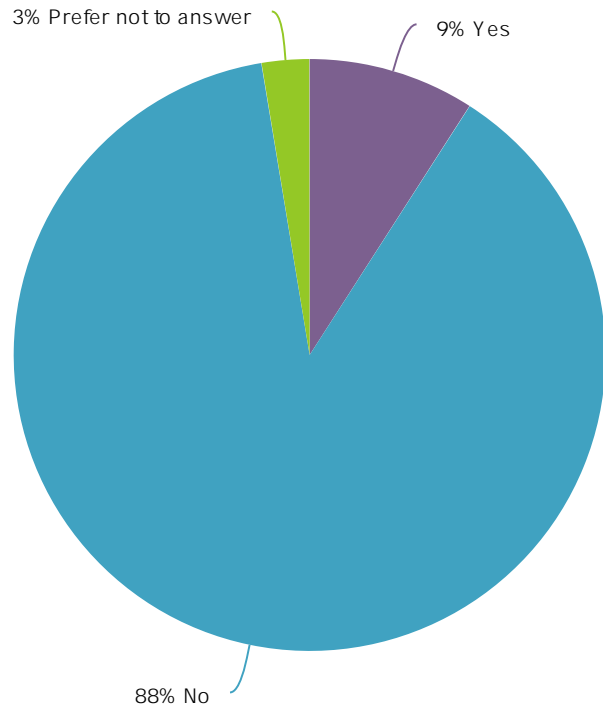


On campus - Sexual assault (rape, fondling, groping)

Off campus - Sexual assault (rape, fondling, groping)

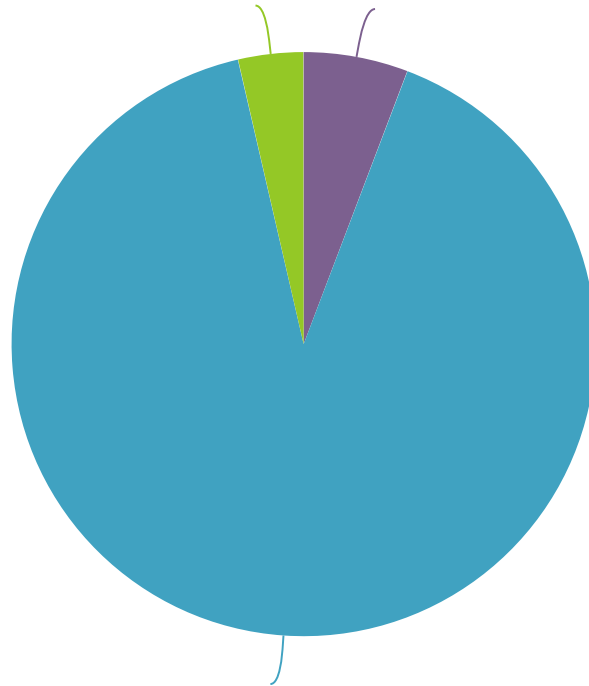


On campus - Stalking (electronic or in person)



(%)	fi	* + / ~	fl, \$ ~ / \$, \$
Yes		9.1%	35
No			

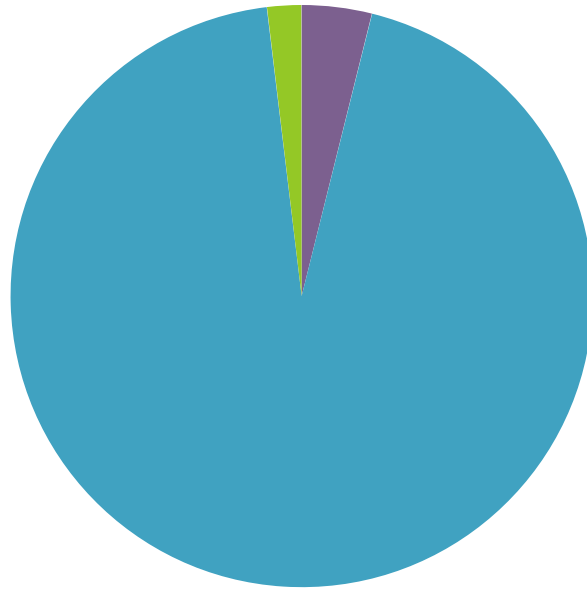
Off campus - Stalking (electronic or in person)



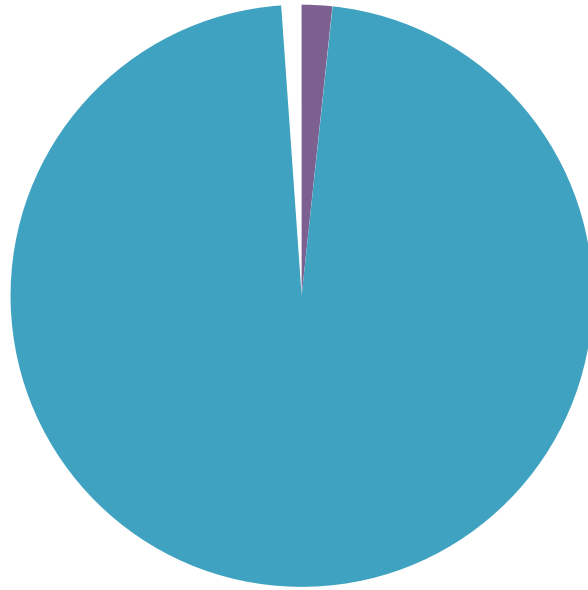
On campus - Dating violence (sexual or physical abuse by an intimate social partner or acquaintance)



Off campus - Dating violence (sexual or physical abuse by an intimate social partner or acquaintance)



Off campus - Domestic violence (sexual or physical abuse by an intimate partner or spouse with shared living situations)



fi

~5i\$

~?fi5i\$

)/(\$)+

fi, \$° ~ / \$, \$

Crimes reported to law enforcement must be proven using the "beyond a reasonable doubt" standard of evidence.
Count
Row %

264
68.9%

67
17.5%

52
13.6%

383

A violation of CIA policy must be proven by a "more likely than not" (preponderance of evidence) standard of evidence.
Count
Row %

218
56.9%

111
29.0%

54
14.1%

383

Criminal charges and trials are made public.

--	--	--	--	--

--	--	--	--	--

--	--	--	--	--

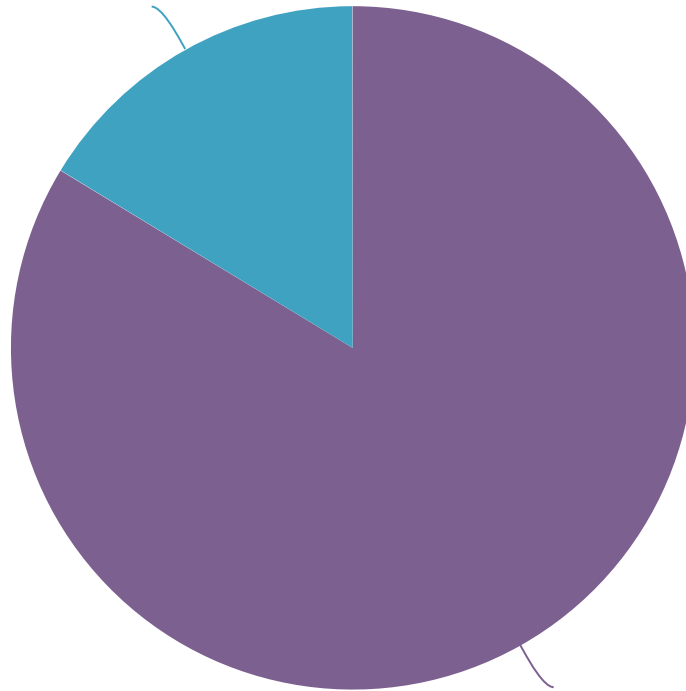
--	--	--	--	--

--	--	--	--	--

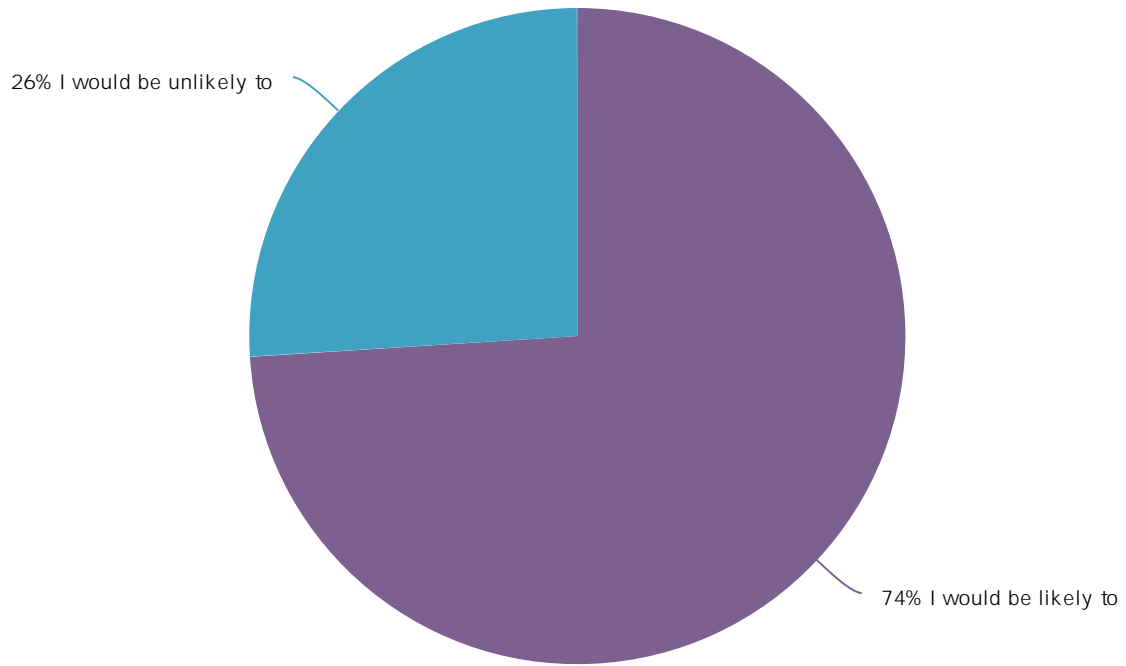
fi	@ + / A"4			@ + / A"4		
	LA+ %	BA+ %	91 LA+ %	LA+ %	C/ \$) + %	fi, \$° ~ / \$, \$
Take the report seriously Count Row %	179 51.7%	108 31.2%	25 7.2%	11 3.2%	23 6.6%	346
Take steps to protect the safety of the person making the report Count Row %	165 47.7%	116 33.5%	23 6.6%	13 3.8%	29 8.4%	346
Conduct a thorough, equitable, and unbiased investigation of the reported incident(s) Count Row %	153 44.3%	107 31.0%	33 9.6%	18 5.2%	34 9.9%	345
Take appropriate action against the perpetrator if determined that the accused was responsible for sexual misconduct Count Row %	158 45.8%	105 30.4%	30 8.7%	12 3.5%	40 11.6%	345
Assist with contacting law enforcement at the request of the victim/complainant Count Row %	170 49.1%	120 34.7%	18 5.2%	6 1.7%	32 9.2%	346
Provide support services such as, but not limited to, counseling						



59. The following people or offices are available resources where a student may report or disclose an incident of sexual misconduct. If you experienced or were a witness to sexual misconduct including, but not limited to, sexual harassment, sexual assault, dating/domestic violence, or stalking, would you do the following? Indicate two things: whether you would know how and whether you would be likely to.

Would you know how to? - Disclose the incident to a CIA staff member I know and trust

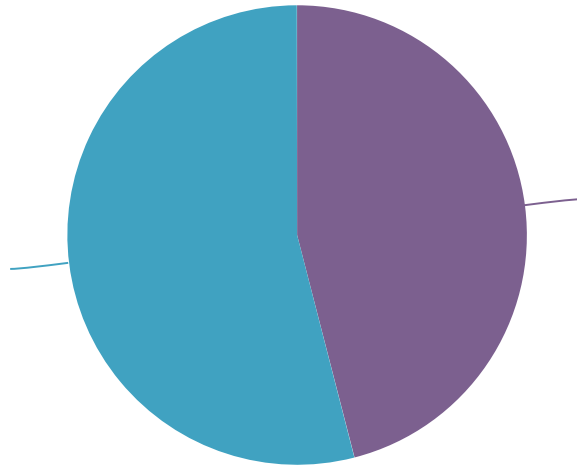


Would you be likely to? - Disclose the incident to a CIA staff member I know and trust

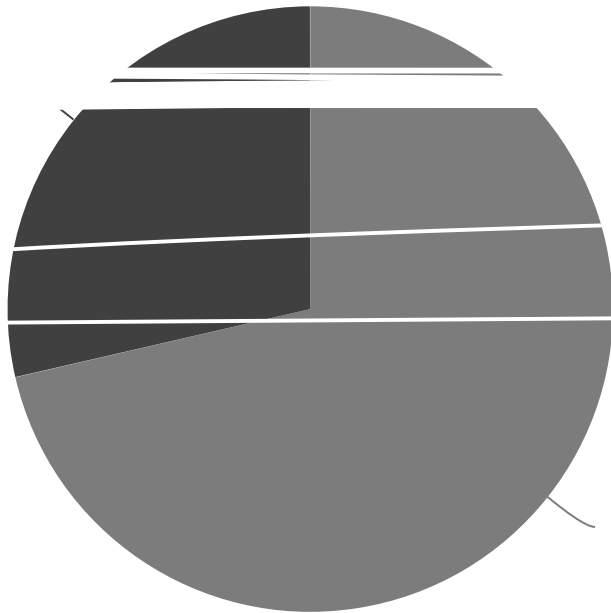


(7)	fi	* , + , / ~	fl, \$ ~ / \$, \$
I would be likely to			
			

Would you know how to? - Report the incident to the CIA's Title IX Coordinator

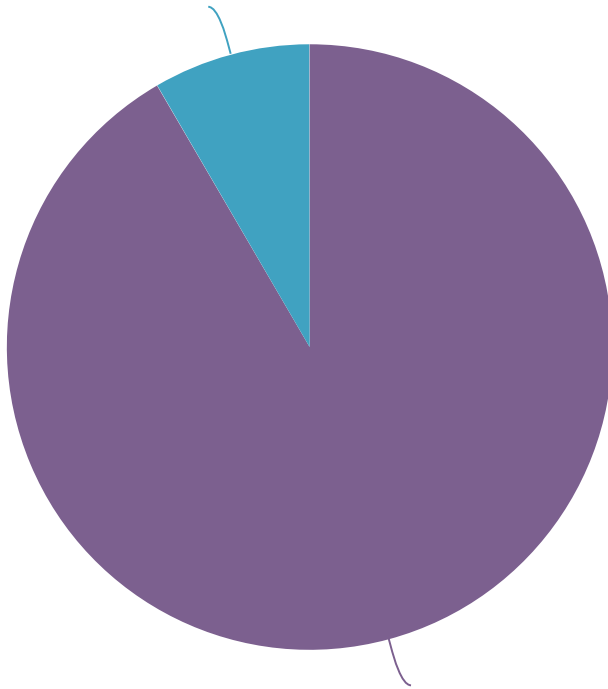


2 A (4\$ & & # < 8 9



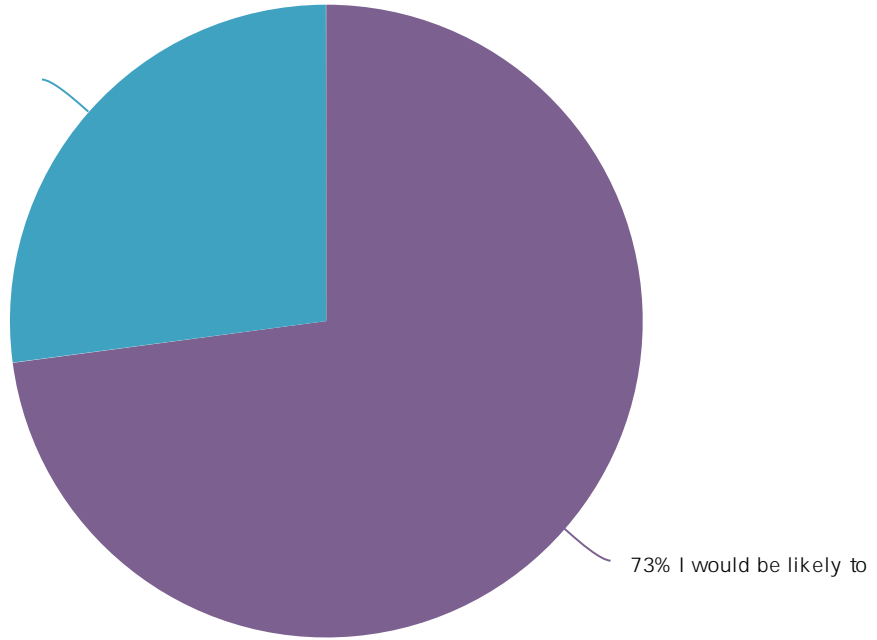
=9 , < %

Would you know how to? - Report the incident to campus safety/security

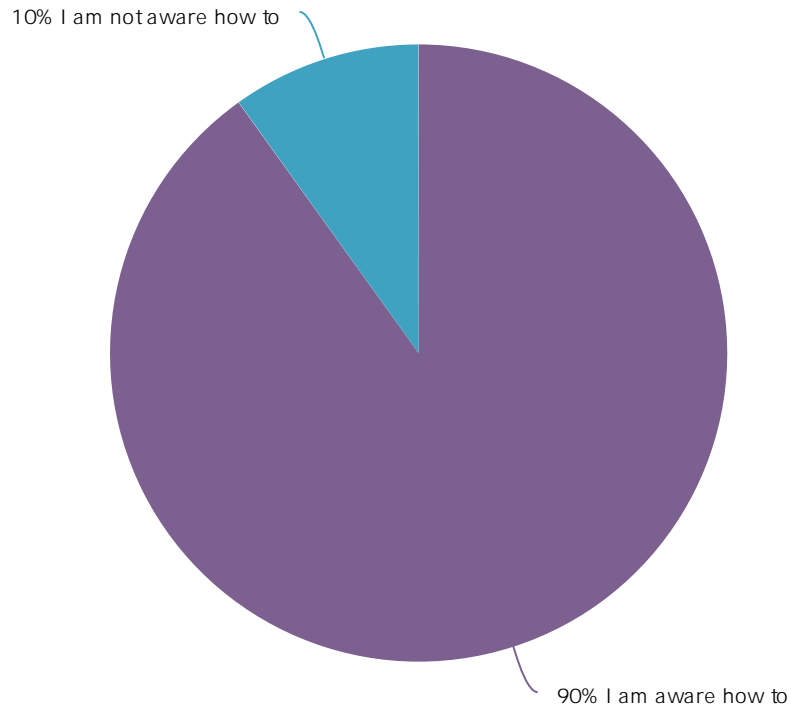




Would you know how to? - Report th

Would you be likely to? - Report the incident to a Residence Life staff member

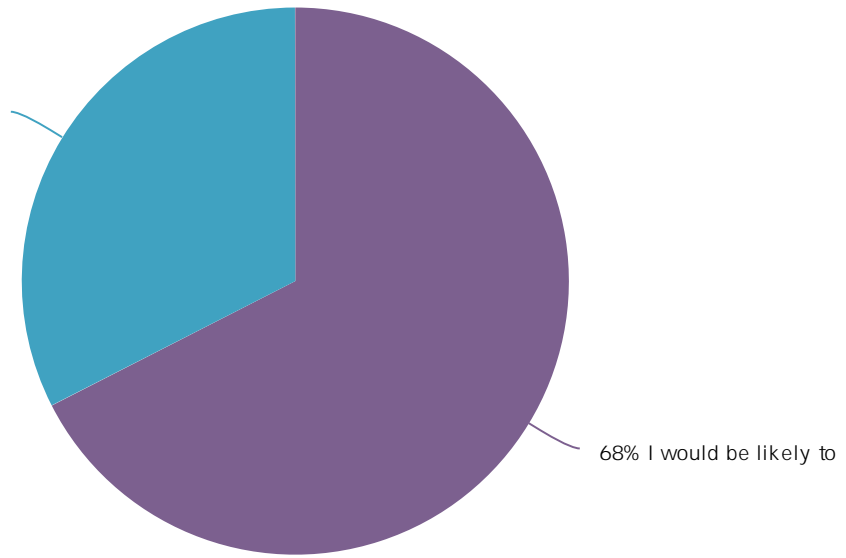


Would you know how to? - Report the incident to a faculty member

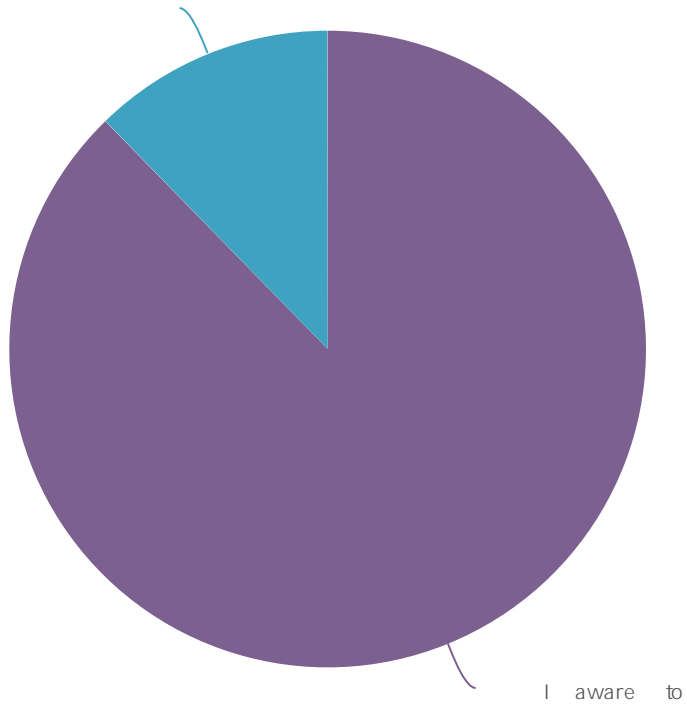


(%)	fi	* +, / ~	fi, \$ ~ / \$, \$
I am aware how to		90.1%	299
I am not aware how to		9.9%	33
fi	fi		# ~ £ "\$fi" <

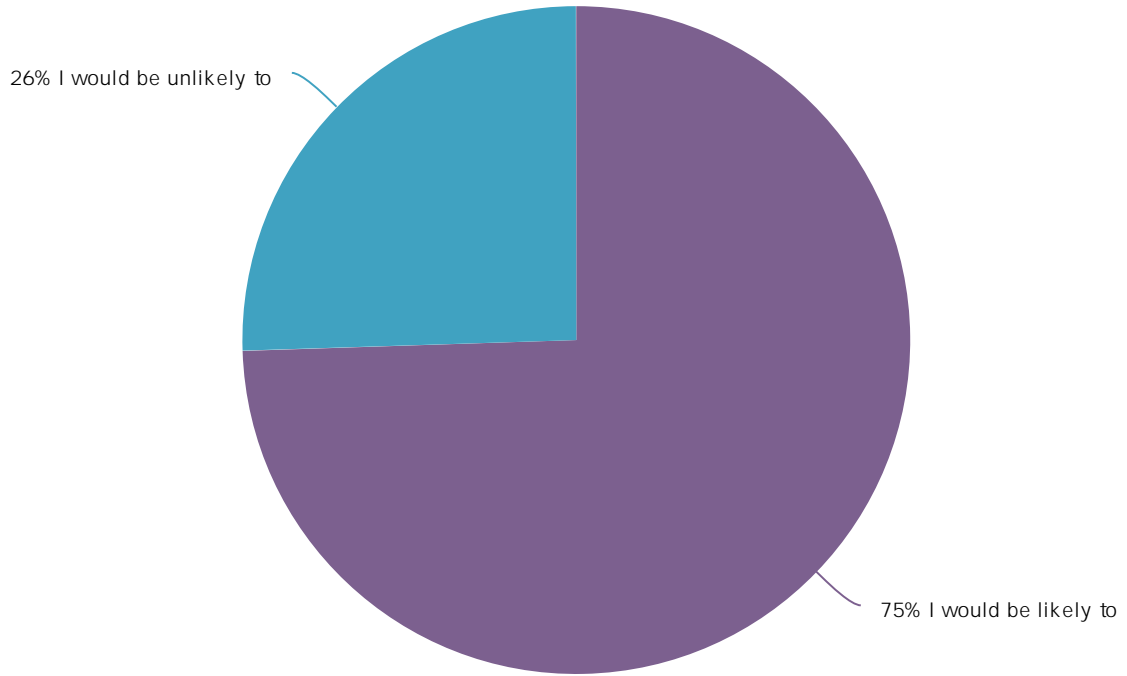
Would you be likely to? - Report the incident to a faculty member



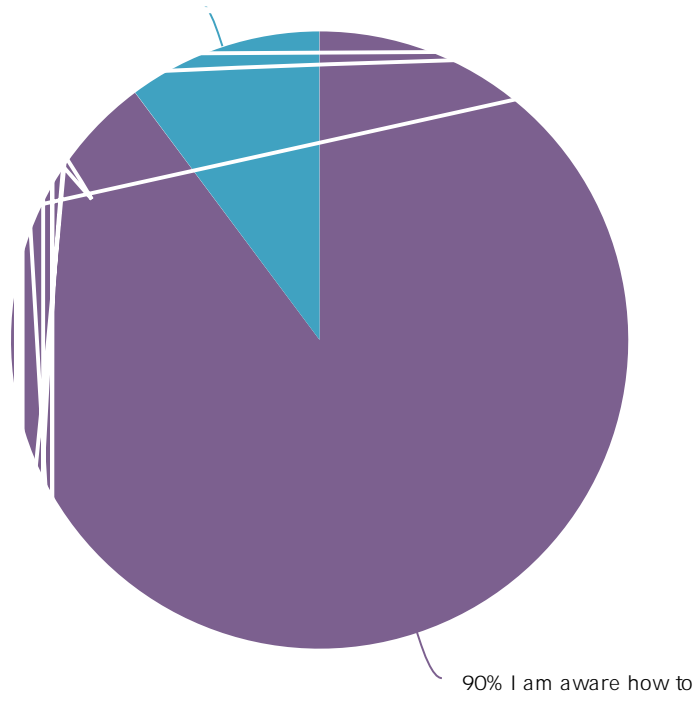
Would you know how to? - Seek confidential counseling from an on-campus counselor/therapist



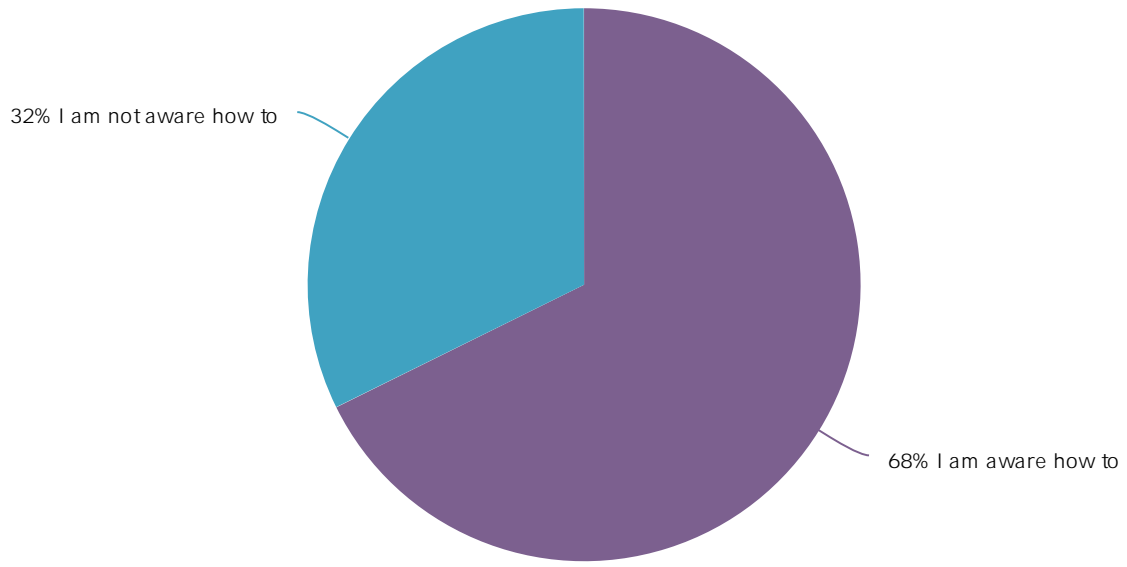
~~Would~~ Would you be likely to? - Seek confidential counseling from an on-campus counselor/therapist



Would you know how to? - Seek medical attention at a local hospital or clinic



Would you know how to? - Seek support and advocacy services from off-campus resources (i.e. Rape Crisis Center)



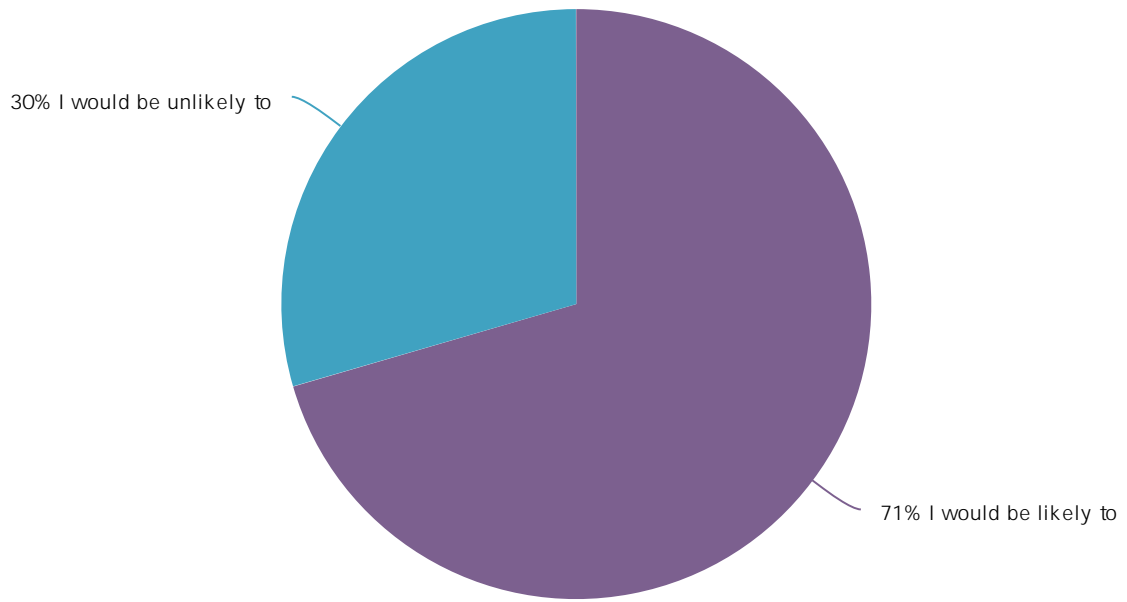
Would you be likely to? - Report the incident to off-campus law enforcement

Would you know how to? - Take steps to preserve evidence (i.e. not shower)

Would you be likely to? - Take steps to p

Would you know how to? - Seek academic assistance through Student Affairs or the Title IX Coordinator

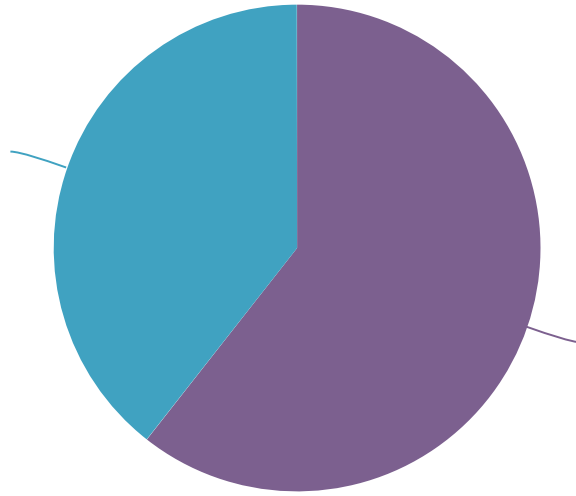
Would you be likely to? - Seek academic assistance through Student Affairs or the Title IX Coordinator






Response	Percentage	Count
I would be likely to	70.5%	227
I would be unlikely to	29.5%	95


Would you be likely to? - Report the incident through the online form available 24 hours

Would you know how to? - Report the incident through the 24 hour phone service



2 A (4\$ & & & & &

()	fi	* + /	fi \$ ~ / \$
Yes		25.1%	85
No		36.4%	123
Unsure		38.5%	130
fi	fi		# ~ ~ \$fi' /



63. Are you aware that the CIA has a po

fi	@ + / A"4		@ + / A"4		
	LA+ ₂	BA+ ₂	9I\$LA+ ₂	; I\$LA+ ₂	fi, \$ ~ / \$
I think faculty are genuinely concerned about my welfare Count Row %	104 30.9%	182 54.0%	37 11.0%	14 4.2%	337
I think administrators are genuinely concerned about my welfare Count Row %	90 26.9%	157 46.9%	77 23.0%	11 3.3%	335
I feel a sense of acceptance and belonging at the CIA Count Row %	112 33.2%	168 49.9%	46 13.6%	11 3.3%	337
I am happy to be at the CIA Count Row %	139 41.1%	146 43.2%	37 10.9%	16 4.7%	338
The faculty, staff, and administrators at the CIA treat students fairly Count Row %	100 29.7%	167 49.6%	56 16.6%	14 4.2%	337
I feel safe on campus Count Row %	130 38.5%	168 49.7%	33 9.8%	7 2.1%	338
I feel I am able to openly share my thoughts or feelings Count Row %	99 29.4%	164 48.7%	56 16.6%	18 5.3%	337
I am satisfied with my campus experience regarding diversity at the CIA Count Row %	125 37.1%	168 49.9%	29 8.6%	15 4.5%	337
I am able to express my individuality on campus Count Row %	114 33.7%	163 48.2%	45 13.3%	16 4.7%	338

fi	@ + / A"4		@ + / A"4		
	LA+e	BA+e	9I\$LA+e	; I\$LA+e	fi_e \$ ~ / \$e \$
The CIA encourages an environment where diversity is appreciated	132	173	24	8	337
Count	39.2%	51.3%	7.1%	2.4%	
Row %					
Totals					
Total Responses					338

65. How often have you witnessed or experienced the following behaviors while at the CIA?

fi	D+E) / ~"4	3, , L\$ / L"4	fl+ "4 ~ + / 2+ fl, \$ ~ / \$, \$	
Sexist jokes Count Row %	68 20.2%	130 38.7%	138 41.1%	336
Threats of violence made between two people who were dating or in a relationship Count Row %	3 0.9%	40 11.9%	293 87.2%	336
Physically violent conflict (pushing, grabbing, shoving, hitting) between two people who were dating or in a relationship Count Row %	4 1.2%	27 8.1%	303 90.7%	334
While under the influence of alcohol or drugs, a student (peer or friend) who left a party, bar, or social event with someone they met at the event Count Row %	16 4.8%	54 16.2%	264 79.0%	334
Another student trying to escort an intoxicated person to their rooms or apartment Count Row %	27 8.1%	67 20.2%	238 71.7%	332
Totals Total Responses				336

66. If as a bystander you observed the following behaviors directed towards a friend or peer, how likely would you be to intervene to stop the behavior?

fi	(4 17, "4	(4 17, "4	(4 C/17, "4	(4)/17, "4	(4 C/\$) +	fi, \$ ~ /\$, \$
Sexist jokes Count Row %	83 24.6%	109 32.3%	60 17.8%	34 10.1%	51 15.1%	337
Threats of violence made between two people who were dating or in a relationship Count Row %	123 36.6%	125 37.2%	33 9.8%	14 4.2%	41 12.2%	336
Physically violent conflict (pushing, grabbing, shoving, hitting) between two people who were dating or in a relationship Count Row %	146 43.5%	110 32.7%	27 8.0%	19 5.7%	34 10.1%	336
While under the influence of alcohol or drugs, a peer or friend who wants to leave a party, bar, or social event with someone they just met at the event Count Row %	140 41.9%	100 29.9%	42 12.6%	16 4.8%	36 10.8%	334
Someone trying to escort an intoxicated person to their room or apartment Count Row %	137 41.0%	90 26.9%	38 11.4%	24 7.2%	45 13.5%	334
Someone placing something in an unattended drink Count Row %	230 68.9%	52 15.6%	16 4.8%	15 4.5%	21 6.3%	334
Someone attempting to get in a car with an intoxicated driver Count Row %	214 63.7%	60 17.9%	21 6.3%	16 4.8%	25 7.4%	336
Totals Total Responses						337